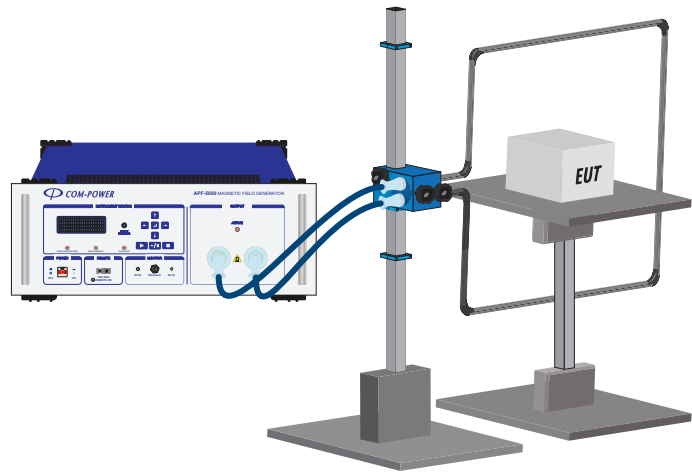


## Features

- Turnkey Solution for Power Frequency Magnetic Field Immunity Testing per IEC 61000-4-8
- 50/60 Hz Test Frequencies
- 1 A/m to 100 A/m Continuous
- Includes Variable-height Antenna Mounting Structure and EUT Stand
- Three-Year Warranty



## Description

The **APF-5060** Magnetic Field Generator, combined with the **APF-5060-11** Inductive Coil, Antenna Positioner and EUT Stand provide a complete, turnkey test system for performing power frequency magnetic field immunity tests according to IEC 61000-4-8.

The generator features an intuitive, easy-to-use front panel interface with LCD display, through which the user is able to start, pause or stop the test, and set the parameters of the test:

Test Parameter	Value Range	Adjustment Increment
TestLevel	1 to 100 A/m	1 A/m
Test Frequency	50 or 60 Hz	-
Coil Factor (C.F.)	0.01 to 99.99	0.01
Test Duration (hh/mm/ss)	0:00:01 to 10:59:59	0:00:01

Based on the set parameters, the generator automatically sets the appropriate current supplied to the inductive coil and performs the test.

The non-metallic antenna positioner allows for easy mounting, adjustment of height and orientation of the inductive loop coil (radiating antenna) without disturbing the field.

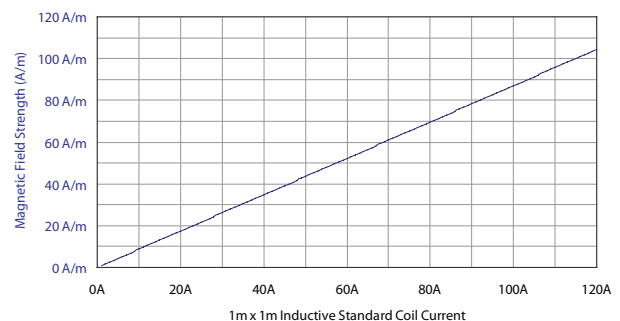
The non-metallic EUT stand is supported by a single, centrally located post, which allows the vertically oriented loop coil to encompass the EUT.

## System Components

The system includes with the following items:

- **APF-5060** Magnetic Field Generator
- **APF-5060-11** 1m x 1m Inductive Standard Coil
- **APF-5060-ANTPOS** Antenna Positioner
- **APF-5060-COILSTND** Antenna Stand with 1.5 meter boom
- **APF-5060-EUTSTND** EUT Stand (Optional)
- (2) 1-meter Output Cables for connection of the inductive coil to the generator output port
- (2) Boom Clamps to be used as stoppers for antenna positioner

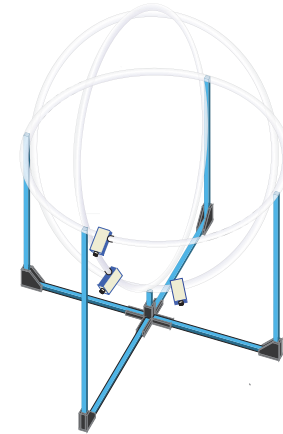
### Magnetic Field Strength vs Output Current (APS-5060-11 Inductive Standard Coil)



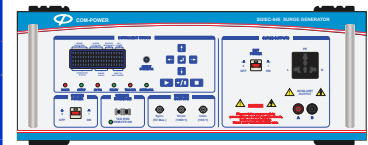
## Specifications

Also Available from  
Com-Power...

GENERAL	
Application	Power Frequency Magnetic Field Immunity Testing
Standard(s)	IEC 61000-4-8
Output Frequencies	50/60 Hz
Magnetic Field	1 A/m to 100 A/m* (adjustable in 1 A/m increments) *with APF-5060-11 Inductive Standard Coil
Maximum Output Current	120 Amperes
Total Harmonic Distortion	≤8%
Coil Factor	0.01 to 99.99
Test Duration (hrs/min/sec)	00:00:01 to 10:59:59 (adjustable in 1 second increments)
ELECTRICAL	
AC Input Power	100-250 Volts AC, 50/60 Hz 300 Volt-Amp (maximum)
INPUT/OUTPUT CONNECTORS	
Waveform Output Connector	BNC (female)
Test Output Connectors	(2) Superior Electric RS100GBL SUPERCON Socket Receptacles
AC Input Connector	IEC C13 Inlet Plug
ENVIRONMENTAL	
Operating Temperature	40° F to 104° F (5° C to 40° C)
Cooling	Forced Air
MECHANICAL	
Dimensions (H) x (W) x (D)	7.75" x 19" x 19.3" (19.7 cm x 48.3 cm x 49 cm)
Rack Mount Dimensions (top/bottom feet removed, not including front handles)	(4U) 7" x 19" x 18.3" (17.8 cm x 48.3 cm x 46.5 cm)



**ALT-930-2M**  
Triple Loop Antenna  
9 kHz to 30 MHz



**SGIEC-645**  
Surge Generator  
1.2/50 μs, 8/20 μs Combination Wave  
10/700 μs, 5/320 μs Combination Wave

All values are typical, unless specified.  
All specifications are subject to change without notice.

